

ARULMIGU
ARASARADI
VINAYAGAR
AALAYAM
SPECIAL LIGHTINGS
CHENNAI, TAMBARAM



1. SITE VISIT ANALYSIS



2. LIGHTING PLANNING



3. LIGHT REQUIREMENTS



4. PERMISSION AND APPROVALS



5. LIGHTING DEMO TECHNICAL




6. LIGHTING DEMO FINAL WITH CLIENT



7. SHARPY LIGHTS




8. LED PARCANS



9. SPOT LIGHTS



10. PROJECTION DIAGRAM



11. POND LIGHTINGS



12. POLICE COORDINATION




13. SAFETY AND SECURITY MANAGER



14. GENSET AND POWER SUPPLY INCHARGE



15. LIGHTING PROGRAM PLAN WITH CLIENT



16. CROWD MANAGEMENT



17. 3 DAYS DEMO PROGRAM



18. NEW IDEAS AND DISCUSSION



19. GOPURAM HIGHLIGHTS



20. STATUES HIGHLIGHTS



21. PILLAR HIGHLIGHTS




22. RAIN FORECAST AND PLANNING



23. SCAFFOLDING SAFETY AND SET UP



24. FIRE WORKS CONNECT




25. BORDER LIGHTS




26. GOD IMAGES



27. PATHWAY LIGHTS AND COORDINATION



28. TEMPLE MANAGEMENT TEAM



29. KIDS SAFETY MEASURES



30. TREE LIGHTS




31. MOVING HEADS 10 NOS





32. FINAL PLAN AND CONFIRMATION




33. PHOTO AND VIDEO TEAM COORDINATION



34. FRONT ELEVATION




35. SHARPY LIGHTS 40 NOS



36. LED LIGHTS 500 NOS



37. CLIENT VISIT



38. TEMPLE INSIDE LIGHTING



39. TEMPLE OUTSIDE LIGHTING




40. TEAM ALLOCATION AND RESPONSE



41. TIME PLAN AND CONFIRMATION



42. CLIENT APPRECIATION



THANK YOU